



Levels: Basic Account

## Monitoring - with mySewnet App

The Monitor feature tracks the embroidery stitch out progress from anywhere and will notify you if the machine needs attention.

Notifications will indicate:

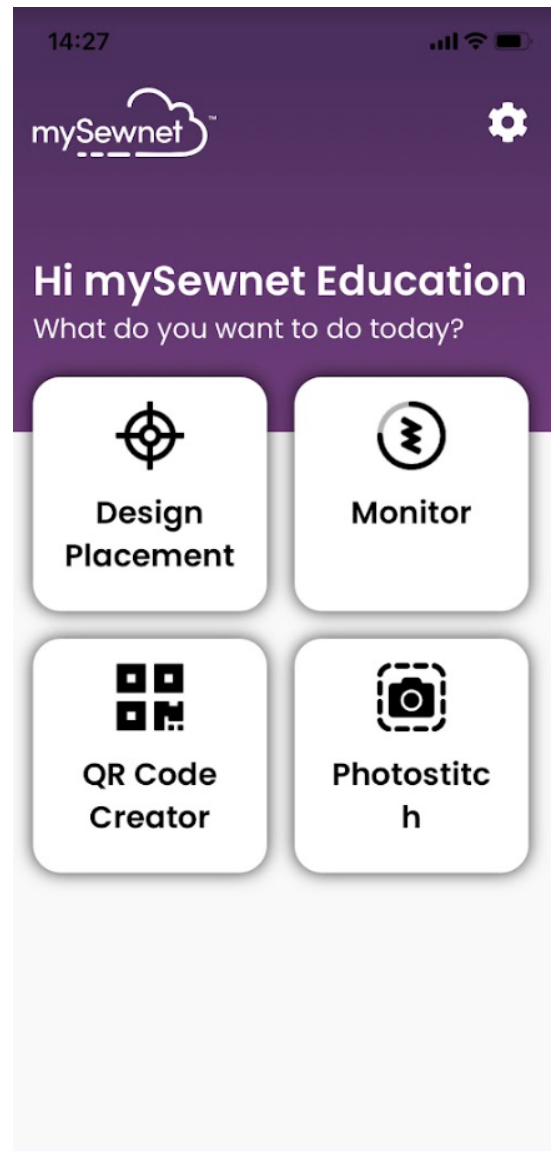
- When you need to change the thread color
- When bobbin thread is running low
- When the embroidery is finished

1.	<p>mySewnet mobile app is an extension of the mySewnet experience. It offers creative features built for easy use. Leaving more time for fun and creativity.</p> <p>Go to App Store or Google Play to download it.</p>	A promotional graphic for the mySewnet App. At the top is the app's icon, a purple square with a white cloud and dashed line. Below it, the text reads "mySewnet App". Underneath that, it says "Our companion app connects your smart device with your PFAFF® or HUSQVARNA®VIKING® machine." At the bottom are two buttons: "Download on the App Store" and "ANDROID APP ON Google play".
----	--	--

2.

When you open the App you will have access to several different features.

In this instruction we will look at Monitor



3. When you open the Monitor feature, you need to have a mySewnet-enabled machine connected to access the feature.

To see your machine in the list, make sure you are signed in with your mySewnet account in both the app and the machine.

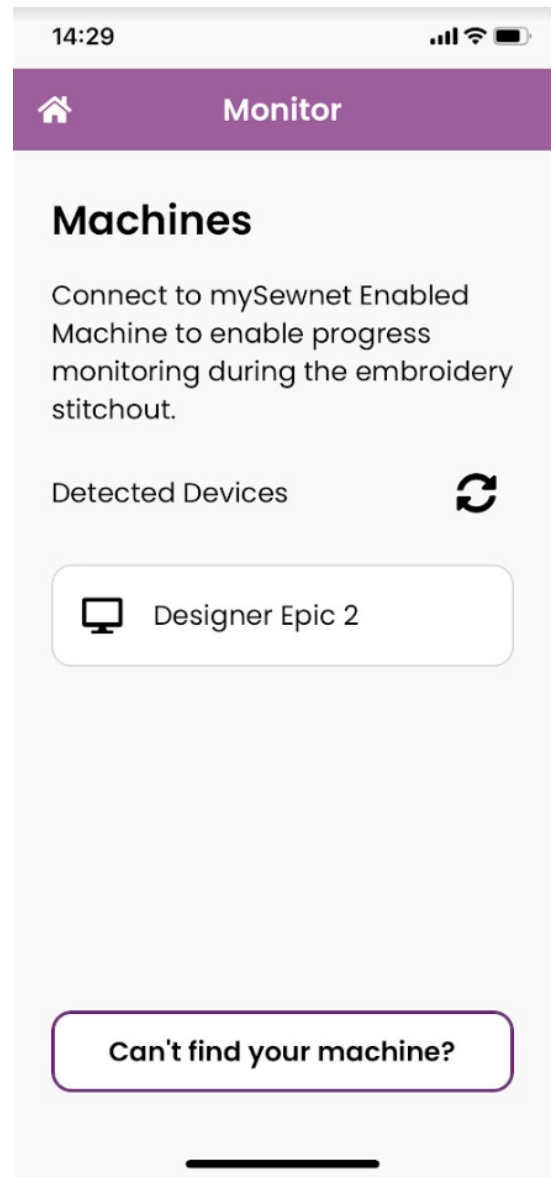


4.

Now you will be able to find your machine in the list of detected devices.

If you have several mySewnet-enabled machines that are connected, they will all be visible in the list.

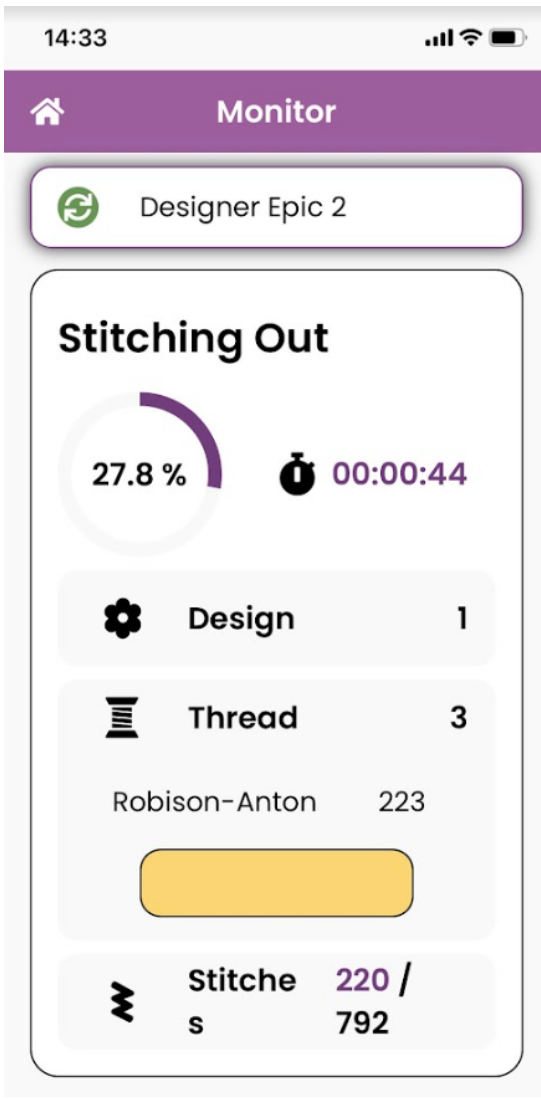
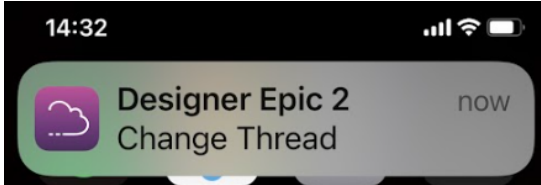
Click on the machine you want to connect.



5. To see the stitch-out process, you need to be in Stitch Out, ready to embroider.

All the color blocks will be visible and showing the thread color. The number of stitches in the color block is also listed.



<p>6.</p>	<p>When you start your machine, the app will show the same process as your machine, counting down the time and percentage left in the color block.</p>	 <p>The screenshot shows the 'Monitor' app interface. At the top, the time is 14:33. Below the status bar is a purple header with a home icon and the word 'Monitor'. Underneath is a white rounded rectangle containing a green circular icon and the text 'Designer Epic 2'. The main content area is titled 'Stitching Out' and features a circular progress indicator showing 27.8% completion and a timer icon with '00:00:44'. Below this are three rows of data: 'Design 1', 'Thread 3', and 'Robison-Anton 223'. At the bottom, there is a yellow rounded rectangle and a row showing 'Stitches 220 / 792'.</p>
	<p>As soon as your machine needs attention, a notification will be sent to your app. The app will show the same messages that show in your machine;</p> <p>Thread break  Bobbin thread is low  Color Change  Embroidery Finished  Etc.</p> <p>So no need to be close to your machine anymore. The Monitor feature in mySewnet app will let you know when your machine needs attention.</p>	 <p>The screenshot shows a mobile notification at 14:32. The notification has a purple icon with a cloud and a checkmark, followed by the text 'Designer Epic 2 Change Thread' and the word 'now' on the right side.</p>

7.

These messages will appear either in the app if it's open or on the home screen on your phone/tablet.

